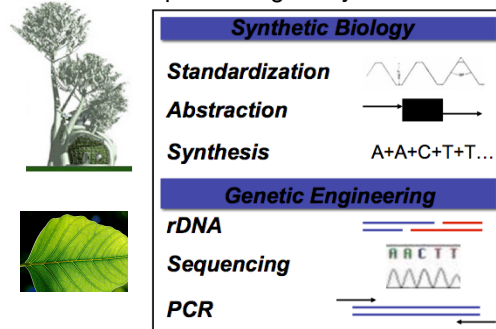


## System Engineering

20.109(F10)  
M2D3 lecture  
10.21.10

New tools for reliable engineering of complex biological systems



**Registry of Standard Biological Parts**

Welcome to the Registry of Standard Biological Parts.

The Registry is a collection of ~3200 genetic parts that can be mixed and matched to build synthetic biology devices and systems. For the Registry is part of the Synthetic Biology community's efforts to make biology easier to engineer. It provides a resource of available teams and academic labs.

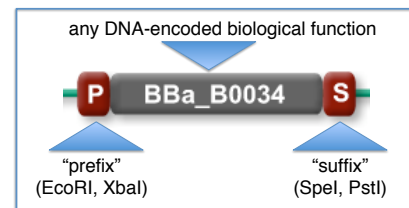
The Registry is based on the principle of "get some, give some". Registry users benefit from using the parts and information available from the engineered biological systems. In exchange, the expectation is that Registry users will, in turn, contribute back information and data on existing they make to grow and improve this community resource.

**Registry tools**

- Search parts (?)
- Add a part
- Request a part
- Send parts to the Registry
- Sequence analysis

<http://bbf.openwetware.org/>

### "BBa" standard biological part



### Physical Composition of Standard Biological Parts


#### BioBrick™ Assembly Help



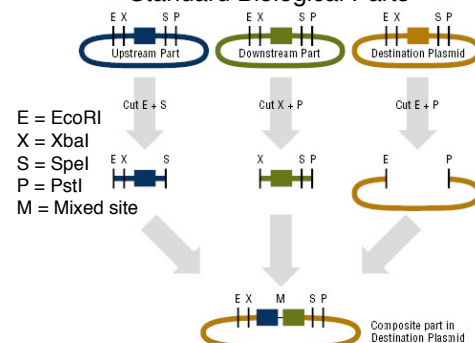
#### Using the kit

The BioBrick Assembly Manual provides step-by-step instructions for assembling BioBrick parts using the BioBrick Assembly Kit. To read more about the BioBrick system and browse the BioBrick collection, visit the Registry of Standard Biological Parts.

Get the kit from **New England Biolabs**. Download the **manual** or browse it below.



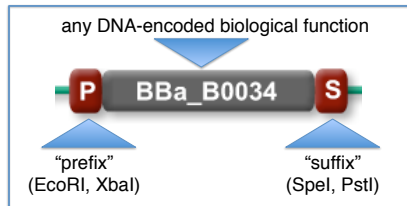
### Physical Composition of Standard Biological Parts



Let's "BioBrick" Cph8 (= Cph1/EnvZ fusion)

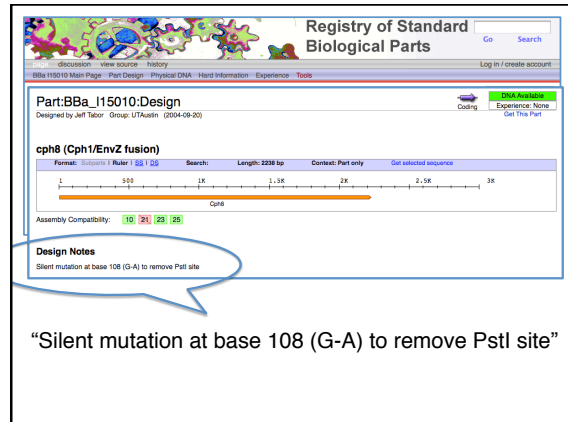
## Ginkgo's Part Design Tool

<http://ginkgobioworks.com/cgi/primer.cgi>



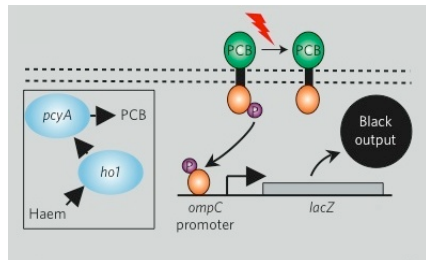
“prefix”  
(EcoRI, XbaI)

“suffix”  
(Spel, Pstl)



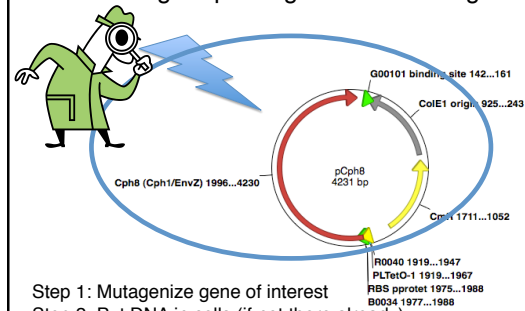
“Silent mutation at base 108 (G-A) to remove PstI site”

## New tools for reliable engineering of complex biological systems



Does the Registry have Cph8 signaling mutants?

## Looking for parts: genetic screening



Step 1: Mutagenize gene of interest  
Step 2: Put DNA in cells (if not there already)  
Step 3: Look for mutant phenotype

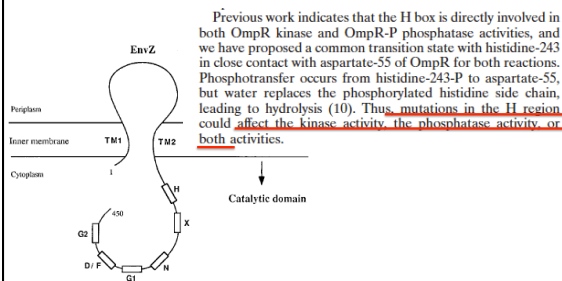
Step 2: Put DNA in cells (if not there already)

### Step 3: Look for mutant phenotype

JOURNAL OF BACTERIOLOGY, Sept. 1998, p. 4538-4546  
0021-9193/98/\$04.00+0  
Copyright © 1998, American Society for Microbiology. All Rights Reserved.

Vol. 180, No. 17

## Mutations That Alter the Kinase and Phosphatase Activities of the Two-Component Sensor EnvZ

WEIHONG HSING,<sup>†</sup> FRANK D. RUSSO,<sup>‡</sup> KAREN K. BERND,<sup>§</sup> AND THOMAS J. SILHAVY\*

## Library Variations

from *Silhavy and Laub*

blue = K-P+  
red = K+ P-

red = K+ P-

Cph1/EnvZ	A553	G554	V555	S556	H557
EnvZ	<b>A239T</b>	<b>G240E</b>	<b>V241G</b>	<b>S242D</b>	<b>H243A</b>

If  $N = 3$  aa = 9 bp

all possible seq variants =  $(4 \times 4 \times 4)^3$   
= 262,144 sequences !!!!!

*"Keep in mind that K+P- really means a shift in the balance of kinase and phosphatase activities and similarly for the K+P+ alleles. None of them is perfectly "clean" in eliminating one of the activities"*

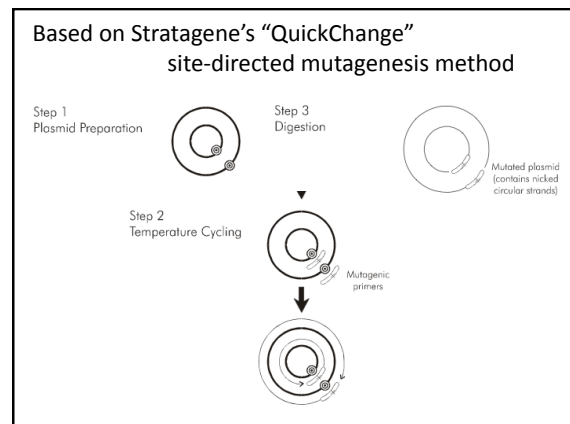

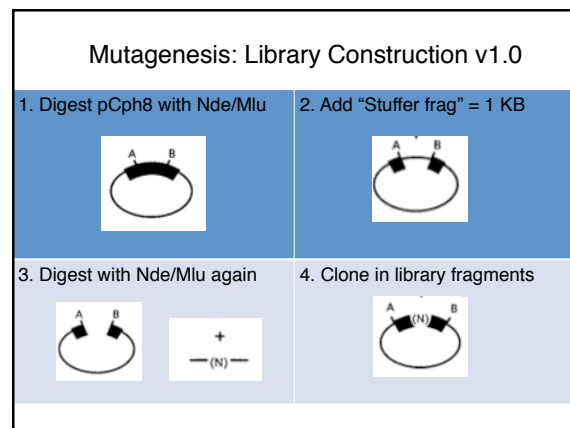
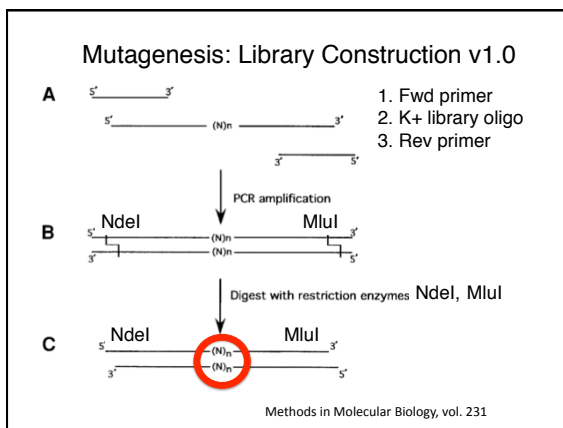
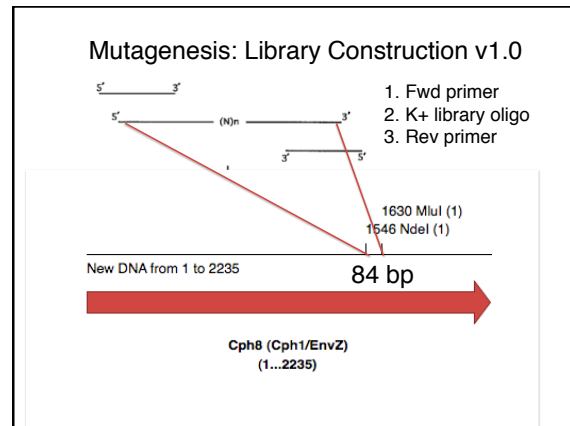
**K+ Library Variations (in red)**

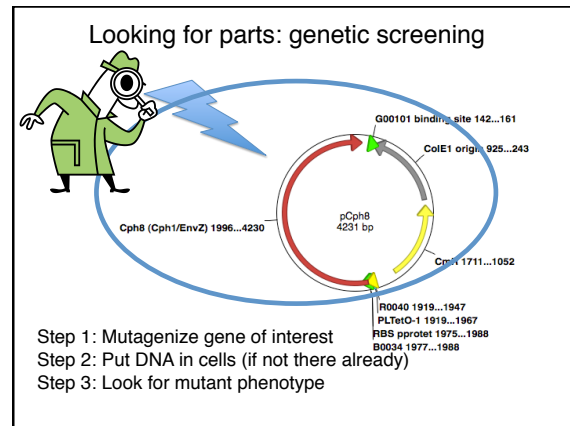
Cph1/EnvZ	A553	G554	V555	S556	H557
EnvZ	<b>A239T</b>	<b>G240E</b>	<b>V241G</b>	<b>S242D</b>	<b>H243A</b>
wt seq	GCG	GGG	GTA	AGT	CAC
oligo seq	<b>RNS</b>	<b>RNS</b>	<b>RNS</b>	<b>RNS</b>	<b>SNW</b>

If N = 3 aa = 9 bp  
 All seq variants =  $(2^4 \cdot 2)^3$   
 = 4,096 DNA sequences !!

R = G, A	Met	Met	Met	Met	Pro
N = G, A, T, C	<b>Thr</b>	Thr	Thr	Thr	<b>His</b>
S = G, C	Asn	Asn	Asn	Asn	Gln
W = T, A	Lys	Lys	Lys	Lys	Arg
	Ser	Ser	Ser	<b>Ser</b>	
	Arg	Arg	Arg	Arg	

NOTE: no stop codons should be in mix








## Summary

# CHALLENGES


BBa\_B0034







G554	V555	S556
<b>G240E</b>	<b>V241G</b>	<b>S242D</b>



## CHALLENGES

BBa\_B0034